




East Bay
Regional Park District
www.ebparks.org

Tilden Regional Park, Berkeley

Photo: Jerry Ting



2012 Budget Brief

Headquartered in Oakland, California
Operating a Regional Park System within Alameda and Contra Costa Counties

About The



District

In the midst of a terrible depression, citizens of Alameda and Contra Costa Counties realized that they needed to formally set aside parkland in order to preserve the region's natural beauty for present and future inhabitants to enjoy. Their efforts led to the creation of the East Bay Regional Park District, in 1934.

The following vision statement articulates the guidelines, values and objectives of the District: ***“The East bay Regional Park District will preserve a priceless heritage of natural and cultural resources, open space, parks and trails for the future and will set aside park areas for the enjoyment and healthful recreation for generations to come. An environmental ethic guides us in all that we do.”***

Public Service is the District's primary function. The District's seeks the highest standards of service in resource conservation, management, interpretation, public access, and recreation. The District's Master Plan provides a guide to the stewardship and development of the parks in such a way as to maintain a careful balance between the need to protect and conserve resources and the recreational use of parklands for all to enjoy now and in the future.

Today, the East Bay Regional Park District operates 65 parks, covering over 111,067 acres in its two-county jurisdiction, with more than 1,100 miles of trails. Public open space and recreation are key elements of the quality of life in Alameda and Contra Costa Counties. This philosophy, established in the 1930's will continue to guide the District into the next century.

Board of Directors

The East Bay Regional Park District is governed by a seven-member board of directors, who are publicly elected to serve four-year terms. Each Board Member represents a specific geographic area of the Park District. The District itself comprises all of Alameda and Contra Costa counties.

For more information about the Park District Board of Directors or the current schedule of public meetings, contact the Clerk of the Board at 1-888-EBPARKS (1-888-327-2757), extension 2020, or email APulido@ebparks.org.

Whitney Dotson
Ward 1 Board Member
Richmond
E-mail: wdotson@ebparks.org

John Sutter
Ward 2 Board Member
Treasurer of the Board
Oakland
E-mail: jsutter@ebparks.org

Carol Severin
Ward 3 Board Member
Vice President of the Board
Castro Valley
E-mail: cseverin@ebparks.org

Doug Siden
Ward 4 Board Member
Alameda
E-mail: dsiden@ebparks.org

Ayn Wieskamp
Ward 5 Board Member
Secretary of the Board
Livermore
E-mail: awieskamp@ebparks.org

Beverly Lane
Ward 6 Board Member
President of the Board
Danville
E-mail: blane@ebparks.org

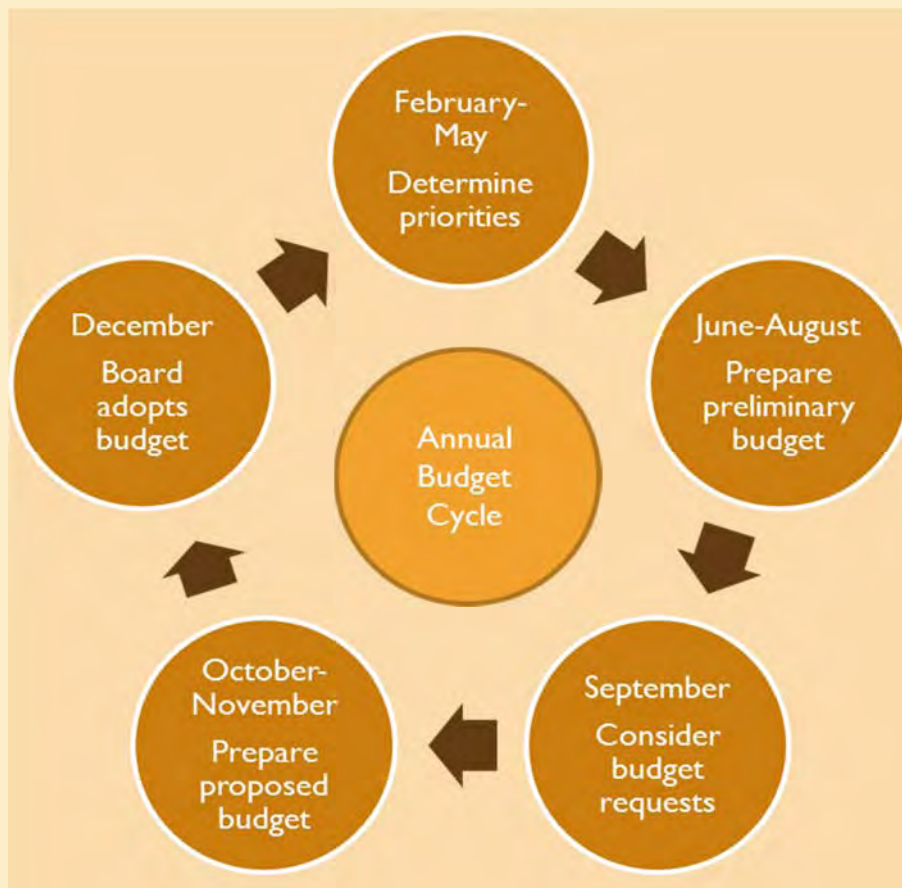
Ted Radke
Ward 7 Board Member
Martinez
E-mail: tradke@ebparks.org

Budget Process

The District's budget is a vital tool for establishing public policy, maintaining control over the management of resources, and implementing fiscal plans. Almost every decision, activity and program is expressed within the context of the budget. Budget planning begins with Board workshops held February through May, which address District priorities, capital finance, capital improvements, land acquisition and trail projects.

Throughout the year, the public is invited to comment on the District's long and short term plans, including the budget, via public board meetings held on the first and third Tuesday of each month. A schedule of all public hearings is posted on the District website and at District headquarters. In addition, the public can contact District staff to provide input and feedback.

This budget brief provides a synopsis of the District budget. The full 2012 operating and project budget documents may be viewed or downloaded at: <http://www.ebparks.org/about/budget>.



2012 General



I respectfully submit the 2012 operating and project budgets for the East Bay Regional Park District. The annual budget process is a critical link to addressing the policies and vision of the Board of Directors and fulfilling the District's Master Plan. This 2012 budget presents a financial plan to guide our agency during the upcoming year.

As a result of the Board's continuing commitment to sound, conservative fiscal management, our organization remains stable and strongly committed to fulfilling our vision and mission, despite the difficult fiscal challenges of the past few years and the anticipated continuing challenges of the near future.

The District's 2012 operating budget is balanced when taking into account planned use of fund balance. 2012 operating resources, including transfers-in, total \$160 million.

- The 2012 General Fund resources include \$2.5 million of reserves for "smoothing."
- Additionally, the 2012 General Fund budget includes a one-time use of \$2.9 million in fund balance savings from 2010 for one-time appropriations.
- The District's 2012 project budget totals \$15 million, plus \$10 million in transfers-out of Measure WW bond proceeds to the Measure WW Local Grant Program special revenue fund.

The 2012 budget includes funding for 721 full time equivalent (FTE) staff positions, which is an increase of 15 FTEs over the prior year, but still a net loss of 20 positions since the economic downturn in 2009. Two of the new positions are being funded through new revenue sources; the rest are temporary positions funded through the one-time appropriations discussed above.

Manager's Message

Trends (in millions)	2009 Actual	2010 Actual	2011 Budget	2012 Budget
District Resources*	\$259**	\$176	\$145	\$142
District Uses*	\$166	\$199	\$189	\$177
General Fund Appropriations	\$91	\$92	\$99	\$101
Project Appropriations	\$30	\$47	\$28	\$15
FTEs (Permanent & Temporary)	744	706	706	721
*excluding transfers in/out				
**includes debt issuance proceeds				

We continue to successfully protect the District's operating budget without layoffs or reductions in operating hours. When other agencies have been forced to close parks or reduce operating hours, I am very proud to say our parks are open 7 days a week all year for the public to enjoy.

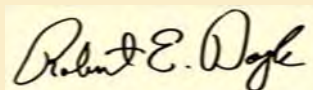
The District's long-term, entity-wide, strategic goals are included in the District's Master Plan.

The updating process of this plan is expected to be completed in 2012.

Continuing the uninterrupted operation of current public parks and trails is a priority, with the hope that economic resources will stretch to maintain 2009 operational levels until the District's primary revenue source, property tax, rebounds.

The District's continuing priority is the preservation of our financial stability through continued conservative fiscal management, cost containment initiatives and diversification of our resource base through partnerships with other agencies.

This budget presents a sound fiscal plan that continues the District's commitment to our constituents and the policies of the Board of Directors.



Robert E. Doyle

2012 Budget

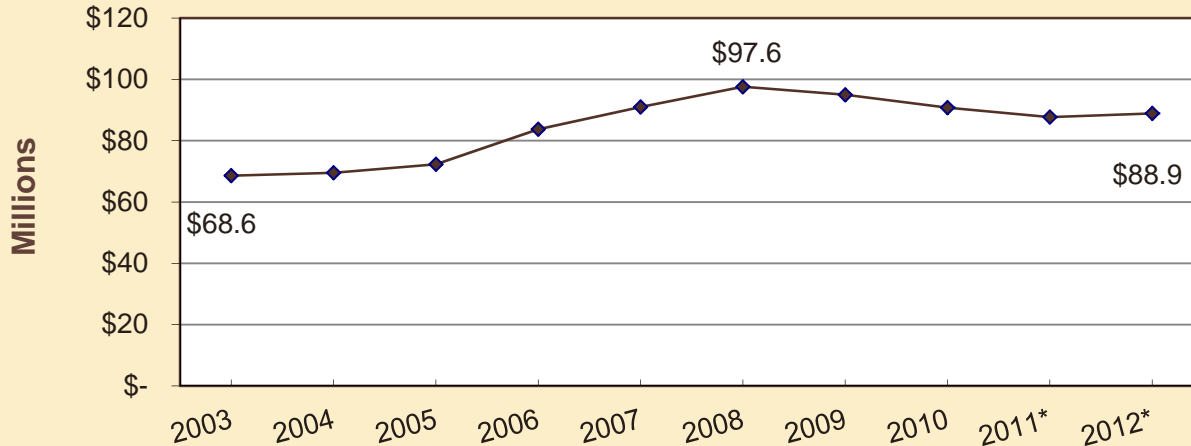
	GENERAL FUND	SPECIAL REVENUE FUNDS	DEBT SERVICE FUNDS
RESOURCES			
Revenues:			
Taxes & Assessments	\$88,990,000	\$7,636,870	\$18,647,000
Charges for Services	7,921,200	80,000	-
Property Usage	1,778,500	310,000	-
Investment Earnings	1,000,000	289,600	57,400
Inter-agency Agreements	448,000	-	-
Miscellaneous	550,050	22,000	-
Total Revenues	100,687,750	8,338,470	18,704,400
Other Resources:			
Transfers In	169,000	17,049,300	1,154,090
TOTAL RESOURCES	\$100,856,750	\$25,387,770	\$19,858,490
USES			
Expenditures:			
Personnel Costs	\$73,398,720	\$5,115,590	\$0
Supplies	7,178,860	296,330	-
Services	12,896,470	706,490	19,000
Capital Outlay	532,250	-	-
Inter-agency Agreements	200,000	16,900,000	-
Debt Service	794,070	-	24,485,270
Intra-District Charges	5,954,090	115,000	-
Total Expenditures	100,954,460	23,133,410	24,504,270
Other Uses:			
Transfers Out	5,314,540	3,162,930	-
TOTAL USES	106,269,000	26,296,340	24,504,270
Change in Fund Balance /Net Assets	(5,412,250)	(908,570)	(4,645,780)
TOTAL	\$100,856,750	\$25,387,770	\$19,858,490

At A Glance

INTERNAL SERVICE FUNDS	PERMANENT FUNDS	PROJECTS FUNDS	2012 TOTAL ALL FUNDS
\$0	\$0	\$0	\$115,273,870
11,459,090	-	-	19,460,290
-	-	-	2,088,500
344,000	29,400	500,000	2,220,400
-	-	221,000	669,000
1,808,300	-	-	2,380,350
13,611,390	29,400	721,000	142,092,410
25,000	-	13,169,380	31,566,770
\$13,636,390	\$29,400	\$13,890,380	\$173,659,180
\$3,884,510	\$0	\$5,375,800	\$87,774,620
177,000	-	235,420	7,887,610
7,779,100	-	2,873,400	24,274,460
926,000	-	6,999,470	8,457,720
-	-	-	17,100,000
-	-	-	25,279,340
-	-	-	6,069,090
12,766,610	-	15,484,090	176,842,840
-	30,000	23,059,300	31,566,770
12,766,610	30,000	38,543,390	208,409,610
869,780	(600)	(24,653,010)	(34,750,430)
\$13,636,390	\$29,400	\$13,890,380	\$173,659,180

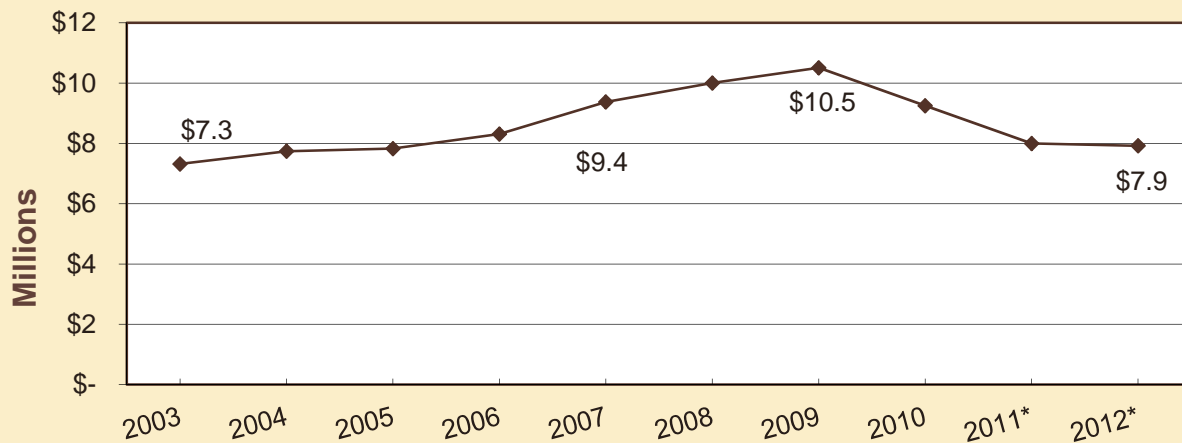
Ten-Year Revenue Trends

Property Tax Revenues - General Fund
*Estimate



2012 property tax revenue budget of \$88,990,000 includes secured, unsecured, supplemental, redevelopment agency pass-through, penalties and other taxes, less county collection fees. The amount is based on the assessed value (AV) of real and tangible property located within the Alameda County (AC) and Contra Costa County (CCC). A slight increase (.1%) is projected for 2011/2012 AV. Full recovery of AV is not expected to occur until 2015/2016.

Charges for Services - General Fund
*Estimate




This category is the second largest revenue source for the General Fund representing 6% of total revenues. This 2012 revenue category is \$7,886,200 which includes their major revenue sources:

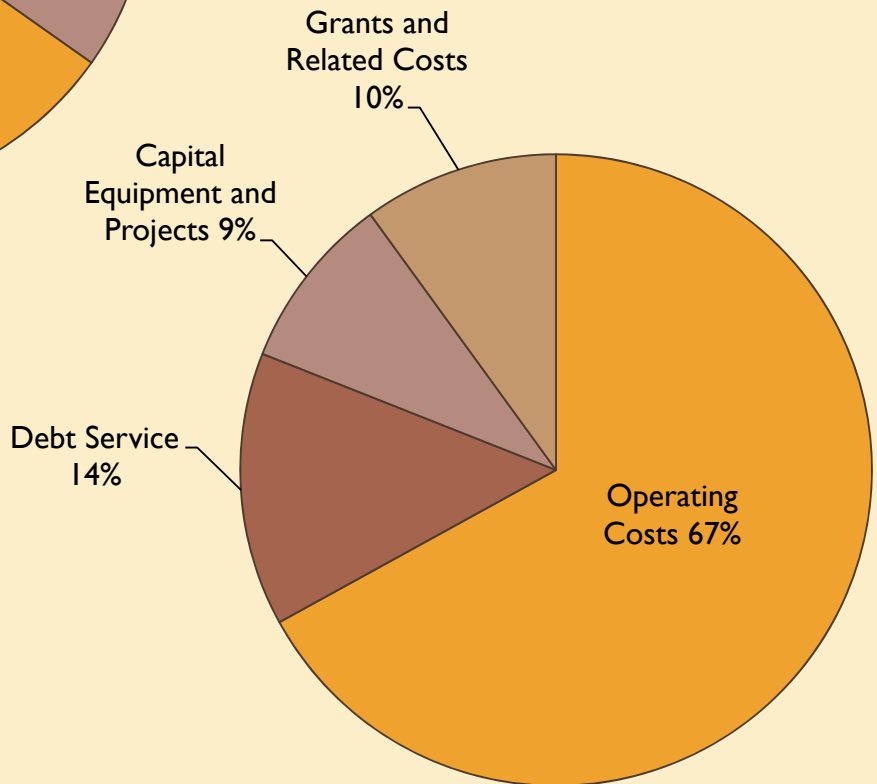
- parking fees (\$1.8 million),
- concession fees (\$1 million),
- facility rentals (\$1 million),
- public safety fees (\$1 million),
- other minor revenue sources (\$3 million).

2012 Sources & Uses of Funds

The District's 2012 operating and project budgets are balanced and total \$176.8 million for all funds, including \$34.7 million use of fund balance.



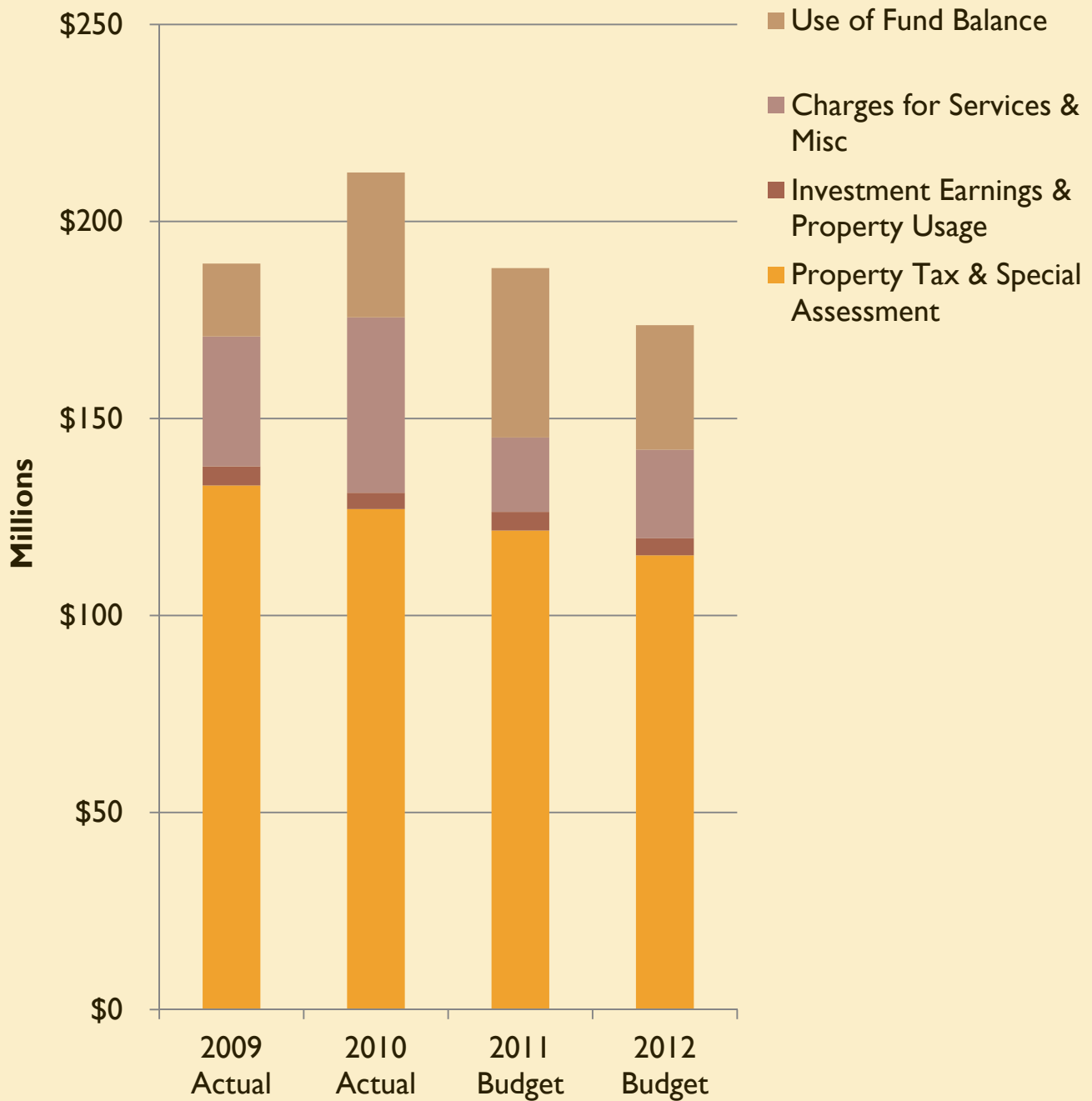
SOURCES



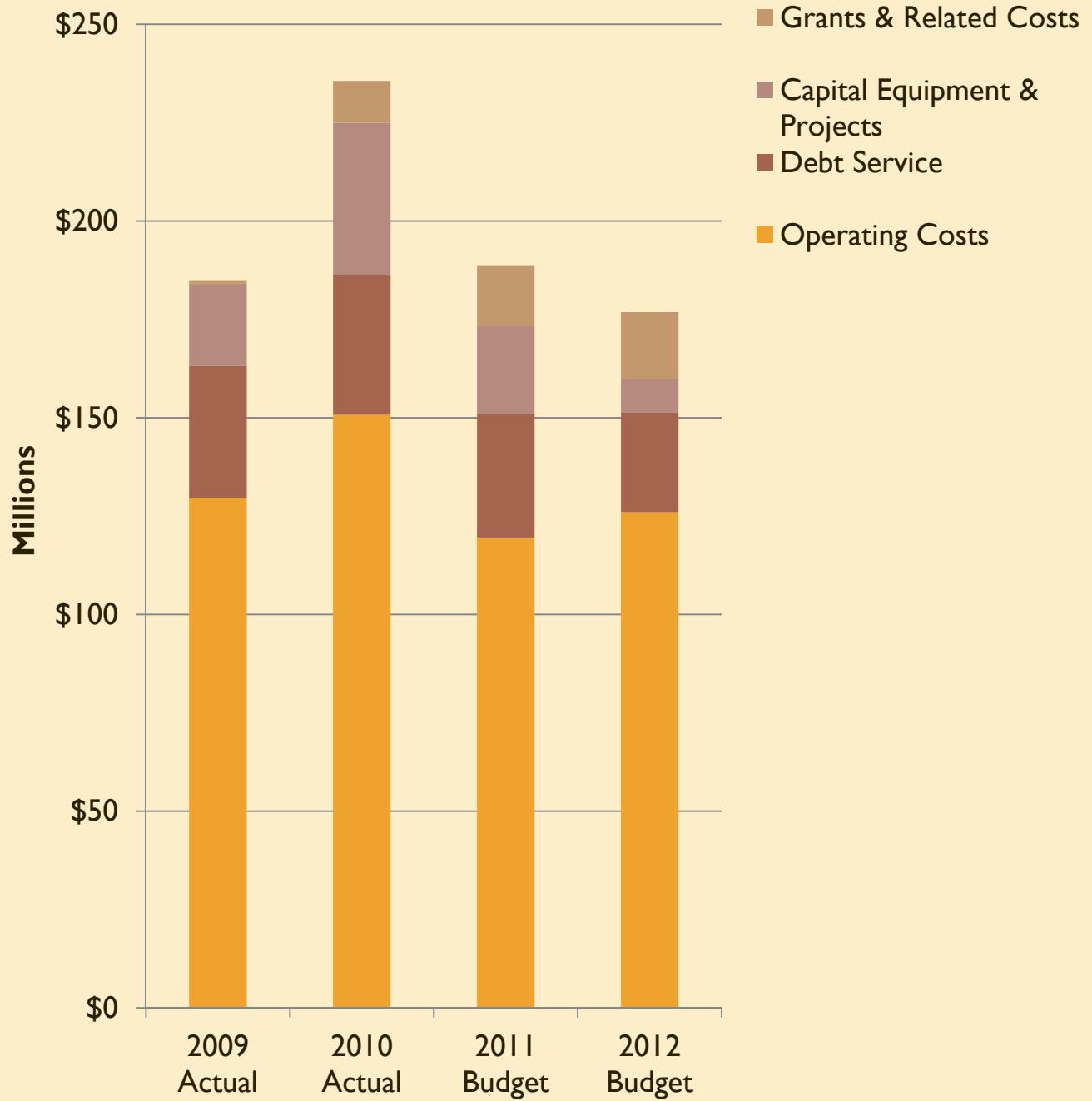
USES

Source of Funds 2009-2012

Property taxes and assessments is the District's largest resource, representing 81% of all operating revenue.



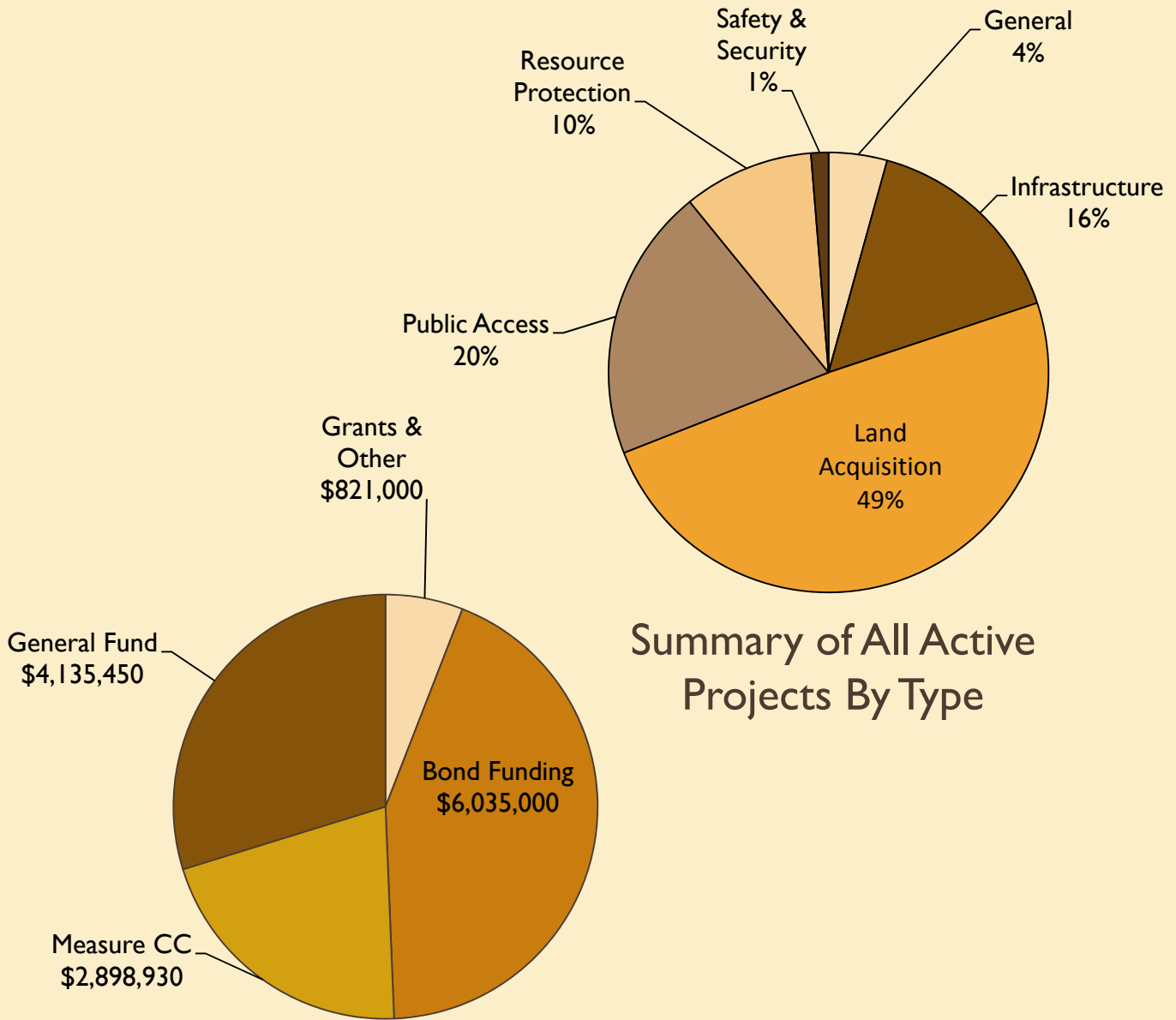
Use of Funds 2009-2012



2012 FTEs/Budgets by Division

DIVISIONS AND DEPARTMENTS	2012 Budgeted FTEs	2012 Adopted Budget
Executive & Legislative Division		
Board of Directors (elected)	0.000	\$460,780
General Manager	7.000	1,928,080
Subtotal	7.000	2,388,860
Finance & Management Services Division		
Administration	2.000	987,960
Clerk of Board	2.000	292,760
Finance Department	18.284	2,795,680
Grants Department	3.000	17,238,770
Information Services Department	7.000	2,031,500
Office Services Department	9.720	2,412,950
Subtotal	42.504	25,759,620
Human Resources Division		
	13.800	6,915,390
Land Division		
Administration	3.500	747,010
Environmental Review Department	4.000	1,009,790
Interagency Planning Department	3.000	519,360
Land Acquisition Department	5.000	7,306,380
Trails Development Department	3.000	489,070
Subtotal	18.500	10,071,610
Legal Division		
	9.450	8,455,560
Operations Division		
Administration	7.000	3,065,630
Park Operations Department	253.435	31,610,440
Interpretive & Recreation Services Dept.	88.648	10,457,650
Maintenance & Skilled Trades Dept.	69.900	14,072,830
Subtotal	418.983	59,206,550
Planning/Stewardship & Development Division		
Administration	2.533	704,120
Design & Construction Departments	26.830	4,809,190
Planning & Stewardship Departments	24.120	4,896,030
Subtotal	53.668	10,409,340
Public Affairs Division		
	17.200	3,406,820
Public Safety Division		
Administration & Support Services	28.000	6,501,590
Fire Department	52.180	6,218,210
Police Department	60.010	11,983,020
Subtotal	140.190	24,702,820
Non-Departmental		
	0	57,093,040
Total Funded Positions	721.295	\$208,409,610

Project Funding Types



District Projects are categorized by type. Total Land Acquisition project budgets, at \$109 million, utilize the majority of budgeted project funds. Sources of funds include Measure AA and Measure WW bonds, Measure CC taxes, grants, other third party contributions, and the District General Fund.

2012 Project

Project Description	Amount
Anthony Chabot - Replace Ten Toilets*	\$ 150,000
Big Break Science Center-Install Exhibits	100,000
Breuner Marsh Restoration	325,000
Brooks Island Tern Nesting Area	20,810
Chabot Fuel Break Management	177,050
Chabot Grove Fuel Break Management	431,900
Claremont Canyon Whipsnake Monitoring	45,000
Crown Beach Mobile Visitor Center Storage	8,000
District Wide Cultural Resource Training	3,000
District Wide Computer Network Infrastructure	146,000
District Wide Future Preliminary Acquisitions	6,535,000
District Wide Paved Roads & Trails	800,000
District Wide Preliminary Design Project	2,551,450
District Wide Quagga Mussel Response	301,000
District Wide Telephone Replacement	12,000
District Wide Whole Park Access	100,000
District Wide Whole Park Access A1 Priorities	300,000
District Wide Whole Park Access A3 & A4	100,000
Hayward Shoreline Spartina Control	5,340
Miller/Knox Silt & Vegetation Removal	317,960

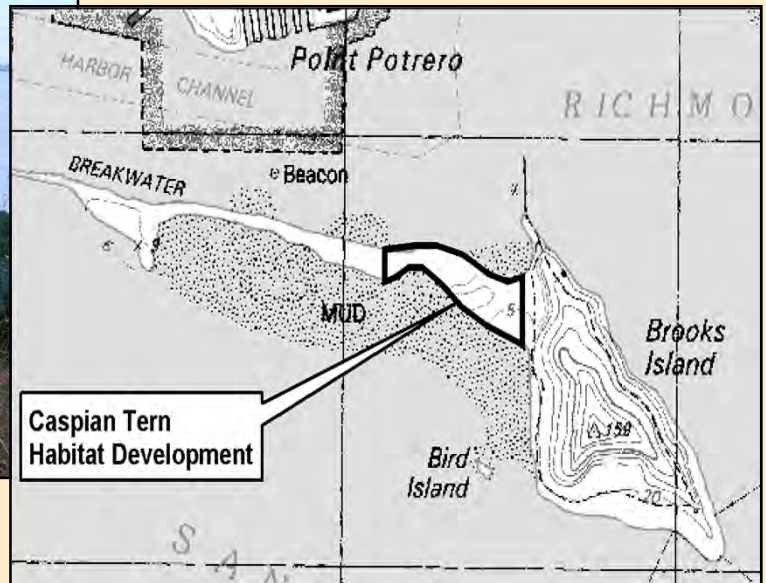
Funding

Project Description	Amount
Point Pinole - Extend Bay Trail*	\$ 600,000
Point Pinole Black Rail Bird Habitat	15,050
Pt Pinole Eucalyptus Control	40,020
Pt Pinole Restore Grassland & Plants	6,860
Redwood - Fix At-Surface Waterline*	26,640
Redwood Fuel Break Management, Leona	52,620
Redwood Fuel Tank Remediation	35,000
Robert Crown - Replace 94 Picnic Tables	25,000
Roberts - Replace/Expand Paving	29,470
Sibley/Claremont Fuel Management	110,210
Sibley/Claremont Remove Pine Seedling	241,330
Tilden Nature Area Remove Silt & Debris	102,090
Wildcat Canyon - Extend Waterline*	7,710
Wildcat Canyon-Redwood-Leona Red Fuel Management	59,890
Wildcat Canyon-Tilden Fuel Management	71,170
Wildcat/Alvarado Toilet & Sewer Improvements	10,000
Wildcat/Alvarado Watershed Study	<u>27,810</u>
Totals	<u>\$ 13,890,380</u>

* Indicates project that is new in 2012.

2012 Projects

Brooks Island Caspian Tern Nesting Area will be enhanced with funding provided by Measure CC.



DON'T MOVE A MUSSEL!

Quagga/zebra mussels
ruin boats and destroy waters

DON'T LET THEM RIDE WITH YOU!

Quagga/zebra mussels in California waters could result in an environmental and economic disaster. They can cause a shift in native species and disrupt the ecological balance of entire bodies of water. The mussels clog water pipes, coat piers, and ruin boat motors. Transferring a boat from an infested water to another water could spread the mussels.



YOU CAN STOP THEM!

866-440-9530
For more information
www.dfg.ca.gov/quaggamussel



District Wide Quagga Mussel Response works to prevent the invasive mussel from infecting District waterways.

In Progress

The District-Wide Whole Park Access projects continue upgrades to meet American with Disabilities Act requirements,. The completed fishing and boating dock in Del Valle Regional Park providing ADA access to the lake is an example.



Point Pinole Eucalyptus Control project funds will be used to thin the grove and control new tree sprout growth.



2012 Budget Brief